

Synapse Bootcamp - Module 3

Exploring and Filtering Data - Answer Key

Exploring and Filtering Data - Answer Key	1
Answer Key	2
Navigating Data in Synapse	2
Exercise 1 Answer	2
Filtering Results in Synapse	7
Exercise 2 Answer	7
Filtering Data in Synapse	8
Exercise 3 Answer	8

Answer Key

Navigating Data in Synapse

Exercise 1 Answer

Objective:

- Use the Synapse Explore button to navigate and view data in Tabular display mode.

Part 1

Question 1: What do the tags tell us about this FQDN?

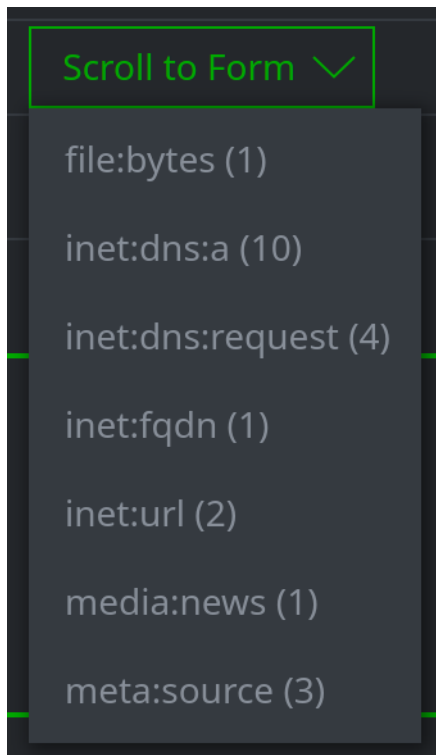
- The node has three tags:

- `cno.mal`
- `cno.threat.t15.own`
- `rep.mandiant.ap1`

- Vertex says the FQDN is malicious (**cno.mal**).
- Vertex says the FQDN is associated with a threat they call T15 (**cno.threat.t15.own**).
- Mandiant says the FQDN is associated with a threat they call APT1 (**rep.mandiant.ap1**).

Question 2: What kinds of nodes are "connected" to the FQDN?

- The FQDN is connected to several other objects (forms):

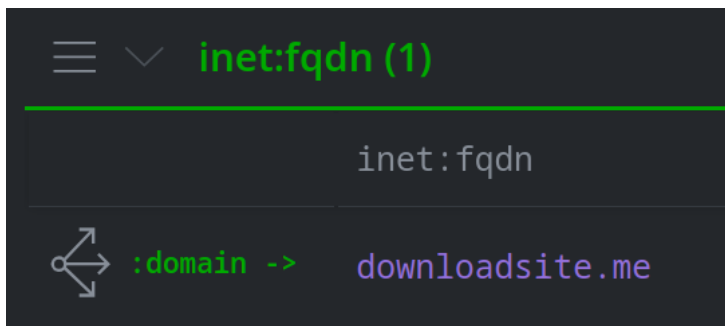


These include:

- Files (**file:bytes**)
- DNS A records (**inet:dns:a**)
- DNS requests (**inet:dns:request**)
- Additional FQDNs (**inet:fqdn**)
- URLs (**inet:url**)
- Articles or publications (**media:news**)
- Data sources (**meta:source**)

Question 3: How is the FQDN **downloads.site.me** connected to your original FQDN (**documents.downloads.site.me**)?

- The link column reads:
:domain ->



This indicates that when you used the **Explore** button, Synapse navigated from the **:domain** property of your original FQDN to that property's value - the FQDN **downloadsite.me**.

Question 4: How is the **media:news** node connected to your original FQDN (documents.downloadsite.me)?

- The link column reads:
<(refs)-



This indicates that the **media:news** node **references** the original FQDN.

Part 2

Question 5: What information is available for the IP addresses, based on their properties and tags?

- There are several **properties** displayed for the Pv4 nodes:

inet:ipv4 (10)					
	inet:ipv4	:loc	:asn	:asn::name	:dns:rev
↔ :ipv4 →	23.253.126.58	us	33070	rmh-14	...
↔ :ipv4 →	106.186.19.25	jp	2516	kddi corporation	11539-25.members.linode.com
↔ :ipv4 →	50.116.42.33	us.ga.atlanta	63949	akamai connected cloud	11479-33.members.linode.com
↔ :ipv4 →	198.199.78.132	us.nj.north bergen	14061	digitalocean-asn	bert.stuycs.org
↔ :ipv4 →	192.241.149.43	us.nj.north bergen	14061	digitalocean-asn	...
↔ :ipv4 →	67.215.66.149	us.ca.santa clara	36692	opendns	hit-malware.opendns.com

These include:

- where the IPs are located (**:loc** property)
 - the Autonomous System (AS) number and name (**:asn** property and **:asn::name** column)
 - any DNS PTR record (FQDN) for the IP (**:dns:rev** property).
- Based on the **colors** in our display, several IPv4 nodes also have **tags** (you can see these in the **Details Panel** for each node):

- IPv4 **50.116.42.33** was **used by threat group T15** between April 2, 2013 and April 19, 2014:

```
■ cno.threat.t15.use
(2013/04/02 14:11:56, 2014/04/19 08:40:59)
```

- IPv4 **67.215.66.149** is a **DNS redirect** used by OpenDNS:

```
■ cno.infra.dns.redirect.opendns
(2013/09/13 00:00:00, 2017/05/02 05:45:51)
```

- IPv4 addresses **104.239.157.210** and **23.253.126.58** are **sinkholes** associated with Arbornet:

```
■ cno.infra.dns.sink.hole.arbornet
```

- IPv4 addresses **69.195.129.70** and **69.195.129.72** are **sinkholes** associated with Kleissner & Associates:

- **cno.infra.dns.sink.hole.kleissner**



- You can use the **ALL TAGS** tab to view a summary of **all** tags that appear on **any** node in **any** of your results:

NODE	ALL TAGS	ALL PROPS
▪ cno		
▪ cno.infra		
▪ cno.infra.dns		
▪ cno.infra.dns.redirect		
▪ cno.infra.dns.redirect.opendns		
▪ cno.infra.dns.sink		
▪ cno.infra.dns.sink.hole		
▪ cno.infra.dns.sink.hole.arbornet		
▪ cno.infra.dns.sink.hole.kleissner		
▪ cno.mal		
▪ cno.threat		
▪ cno.threat.t15		
▪ cno.threat.t15.own		
▪ cno.threat.t15.use		
▪ rep		
▪ rep.mandiant		
▪ rep.mandiant.apt1		

Part 3

Question 6: How many files query the FQDN **documents.downloadsites.me**?




- **Two** files query the FQDN:

file:bytes (2)			
	file:bytes	:mime	me:pe:compiled
	:exe -> sha256:a00c38...	application/v...	2010/11/17 13:37:...
	:exe -> sha256:ea9b87...	application/v...	2010/05/19 03:12:...

Part 4

Question 7: How many files share that same compile time?

- There are **eleven** files in Synapse with that compile time:

file:bytes (11)				
	file:bytes	:mime	:mime:pe:compiled	:mime:pe:imphash
	sha256:14a22f11c0121492cfa...	application/vnd...	2010/11/17 13:37:00	2d24325daea16e770eb82fa
	sha256:41af2c8614eaa99b141...	application/vnd...	2010/11/17 13:37:00	2d24325daea16e770eb82fa
	sha256:25485ac0aaceb982231...	application/vnd...	2010/11/17 13:37:00	2d24325daea16e770eb82fa

Filtering Results in Synapse



Exercise 2 Answer

Objectives:

- Use the column filters to display a subset of your results.



Question 1: How many results are visible after applying the filter?

- There are **15** results displayed (out of 24 total):

inet:flow (15 / 24)		
	:time	:src:host::desc
 :dst:ipv4 <-	2022/02/04 05:20:44	QiAnXin RedDrip
 :dst:ipv4 <-	2022/02/10 07:43:28	Zenbox

Question 2: How many results are present after applying the filter?

- There are **eight** results displayed (out of 24 total):

inet:flow (8 / 24)		
	:time	:src:host::desc
 :dst:ipv4 <-	2022/02/04 05:20:44	QiAnXin RedDrip
 :dst:ipv4 <-	2022/02/04 05:28:11	QiAnXin RedDrip

Filtering Data in Synapse

Exercise 3 Answer

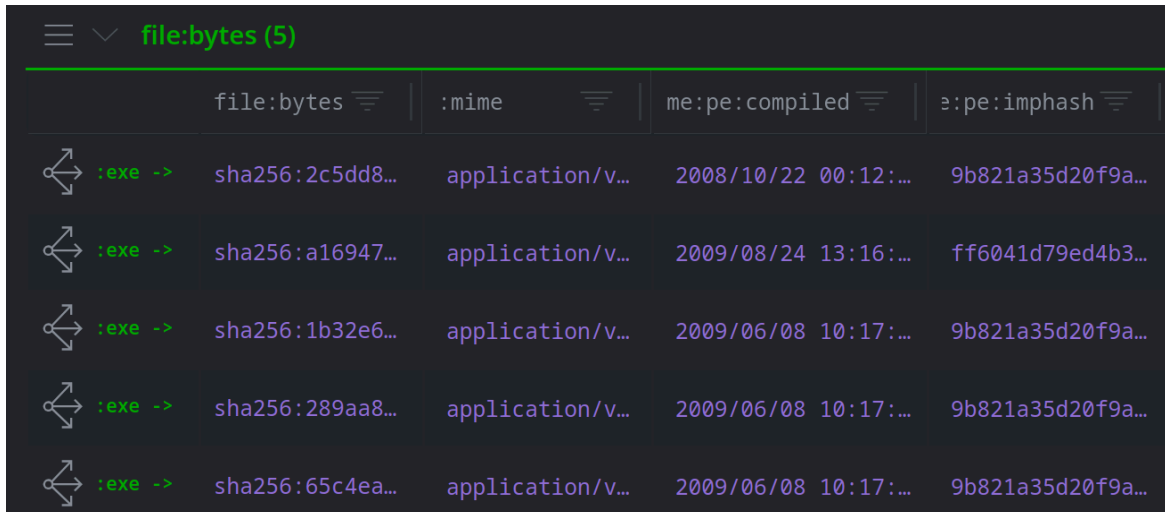
Objectives:






- Use the 'query' menu to filter your results by running a Storm query.

Part 1

Question 1: How many files query FQDNs associated with **earthsolution.org**?

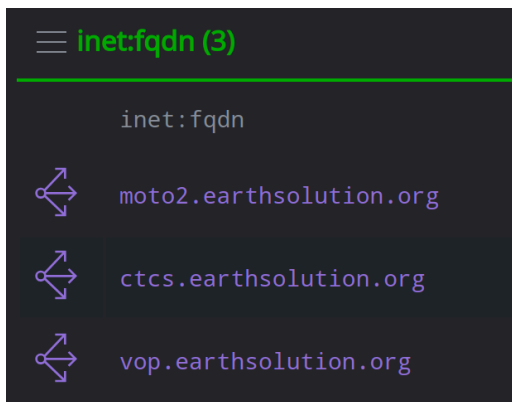
- Five files (**file:bytes** nodes) query various subdomains of **earthsolution.org**:






	file:bytes	:mime	me:pe:compiled	e:pe:imphash
 :exe ->	sha256:2c5dd8...	application/v...	2008/10/22 00:12:...	9b821a35d20f9a...
 :exe ->	sha256:a16947...	application/v...	2009/08/24 13:16:...	ff6041d79ed4b3...
 :exe ->	sha256:1b32e6...	application/v...	2009/06/08 10:17:...	9b821a35d20f9a...
 :exe ->	sha256:289aa8...	application/v...	2009/06/08 10:17:...	9b821a35d20f9a...
 :exe ->	sha256:65c4ea...	application/v...	2009/06/08 10:17:...	9b821a35d20f9a...

Question 2: Which FQDNs do the files query?

- The files query the following FQDNs:
 - **ctcs.earthsolution.org**
 - **moto2.earthsolution.org**
 - **vop.earthsolution.org**

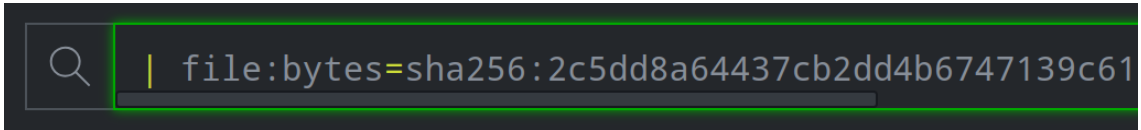


	inet:fqdn
	moto2.earthsolution.org
	ctcs.earthsolution.org
	vop.earthsolution.org

Part 2

Question 3: What Storm query does Synapse enter into the Storm Query Bar after selecting the **query** option?

- Synapse creates a new Storm query to select (**lift**) the five **file:bytes** nodes that you selected:



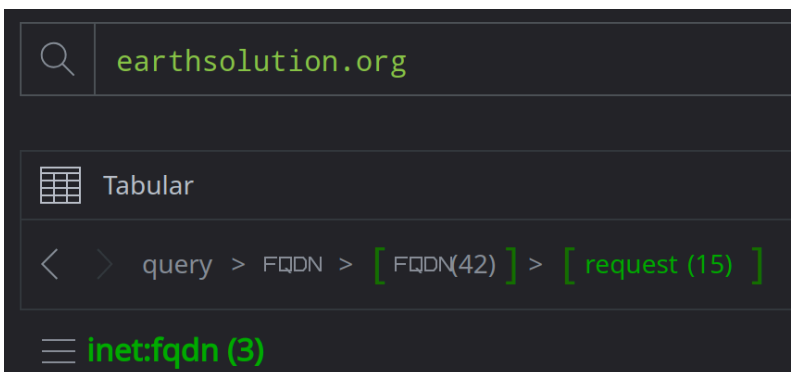
The full query is included below (lines wrap):

```
|  
file:bytes=sha256:2c5dd8a64437cb2dd4b6747139c61d2d7f53ab3ddedbf  
22df3cb01bae170715b  
file:bytes=sha256:a1694725158441219fae3f96aa6b345f610195995568c  
9409cf5c9aac029c51a  
file:bytes=sha256:1b32e6800b3a80e74f135b75925f3c1e081662adf53  
262ec9a8a830398ff64  
file:bytes=sha256:289aa8624ae2ca8485b9a8b73b920c6a53a796426f0da  
8befd19bc085c7055fc  
file:bytes=sha256:65c4ea8e926bb975d3f905157b33b24b30d6bd5cd2227  
8b89222169c0216b606
```

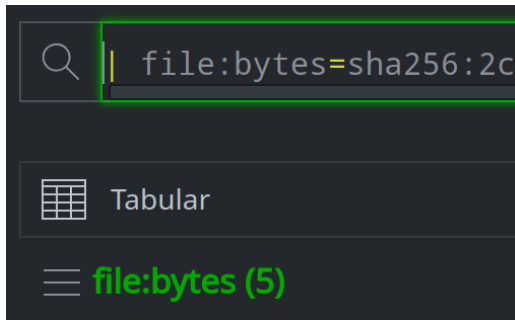
Question 4: What happened to your breadcrumbs after selecting this option?

- Because **query** ran a new Storm query, the breadcrumbs from your previous query are removed:

Before:



After:



Question 5: What nodes are visible in your Results Panel after selecting this option?

- Your results include **only** the five files (**file:bytes** nodes) selected by the new query:

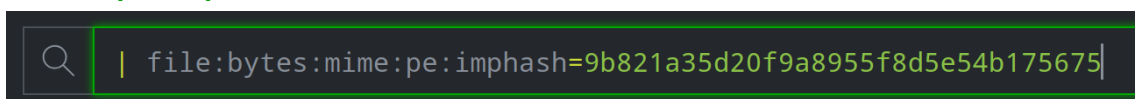
file:bytes (5)

file:bytes	:mime	:mime:pe:compiled
sha256:2c5dd8a64437cb2dd4...	application/vnd.microsoft.portable-executable	2008/10/22 00:12:21
sha256:a1694725158441219f...	application/vnd.microsoft.portable-executable	2009/08/24 13:16:23
sha256:1b32e6800b3a80e74f...	application/vnd.microsoft.portable-executable	2009/06/08 10:17:38
sha256:289aa8624ae2ca8485...	application/vnd.microsoft.portable-executable	2009/06/08 10:17:38
sha256:65c4ea8e926bb975d3...	application/vnd.microsoft.portable-executable	2009/06/08 10:17:38

Part 3

Question 6: What does Synapse enter into your Storm Query Bar after selecting the **query** option?















- Synapse creates a new Storm query to select (**lift**) any file with the PE import hash (**:mime:pe:imphash**) value **9b821a35d20f9a8955f8d5e54b175675**:



| file:bytes:mime:pe:imphash=9b821a35d20f9a8955f8d5e54b175675

Question 7: How many files are returned when you run this query?

- There are **eleven** files with the same import hash value:

	file:bytes:mime:pe:imphash=9b821a35d20f9a8955f8d5e54b175675				
	Tabular				
	file:bytes (11)				
	file:bytes	:mime	me:pe:compiled	ime:pe:imphash	ime:pe
	sha256:e6880...	application...	2009/03/17 ...	9b821a35d20...	...
	sha256:2c5dd...	application...	2008/10/22 ...	9b821a35d20...	...
	sha256:a3eb9...	application...	2009/03/17 ...	9b821a35d20...	...
	sha256:87f4f...	application...	2012/08/20 ...	9b821a35d20...	...
	sha256:1b32e...	application...	2009/06/08 ...	9b821a35d20...	...
	sha256:57b75...	application...	2009/02/17 ...	9b821a35d20...	...
	sha256:cdd8a...	application...	2009/02/17 ...	9b821a35d20...	...
	sha256:15ed7...	application...	2008/10/22 ...	9b821a35d20...	...
	sha256:d0013...	application...	2009/06/08 ...	9b821a35d20...	...
	sha256:289aa...	application...	2009/06/08 ...	9b821a35d20...	...
	sha256:65c4e...	application...	2009/06/08 ...	9b821a35d20...	...